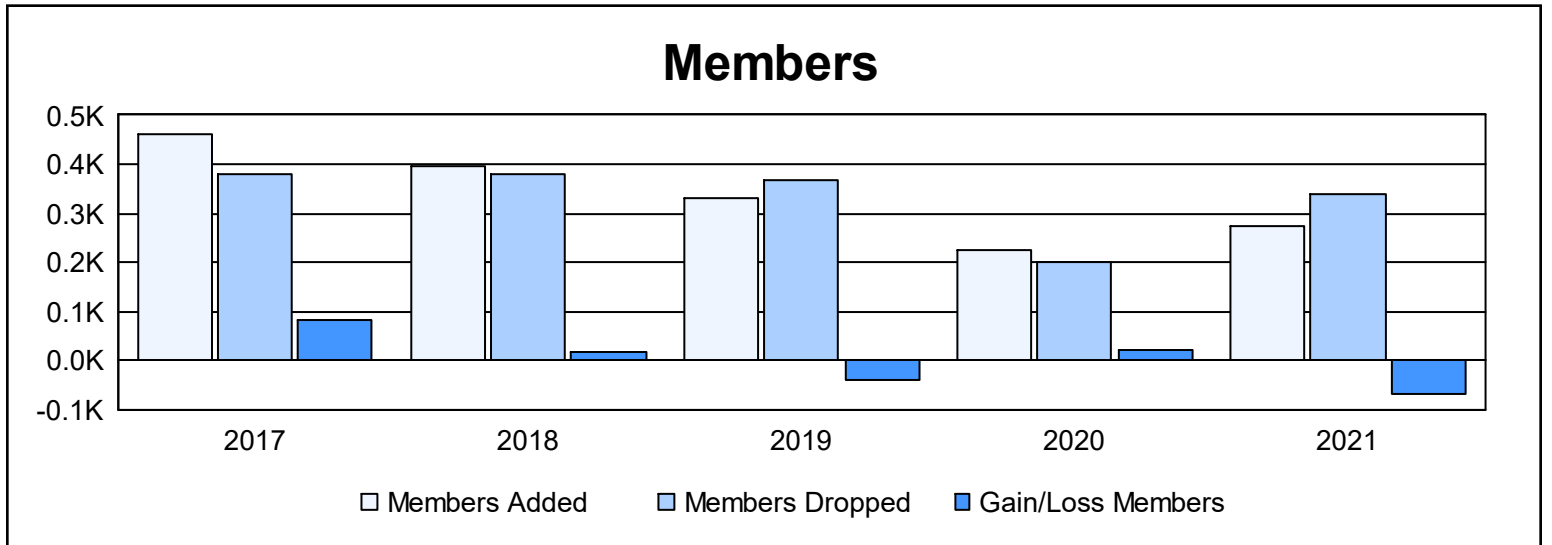
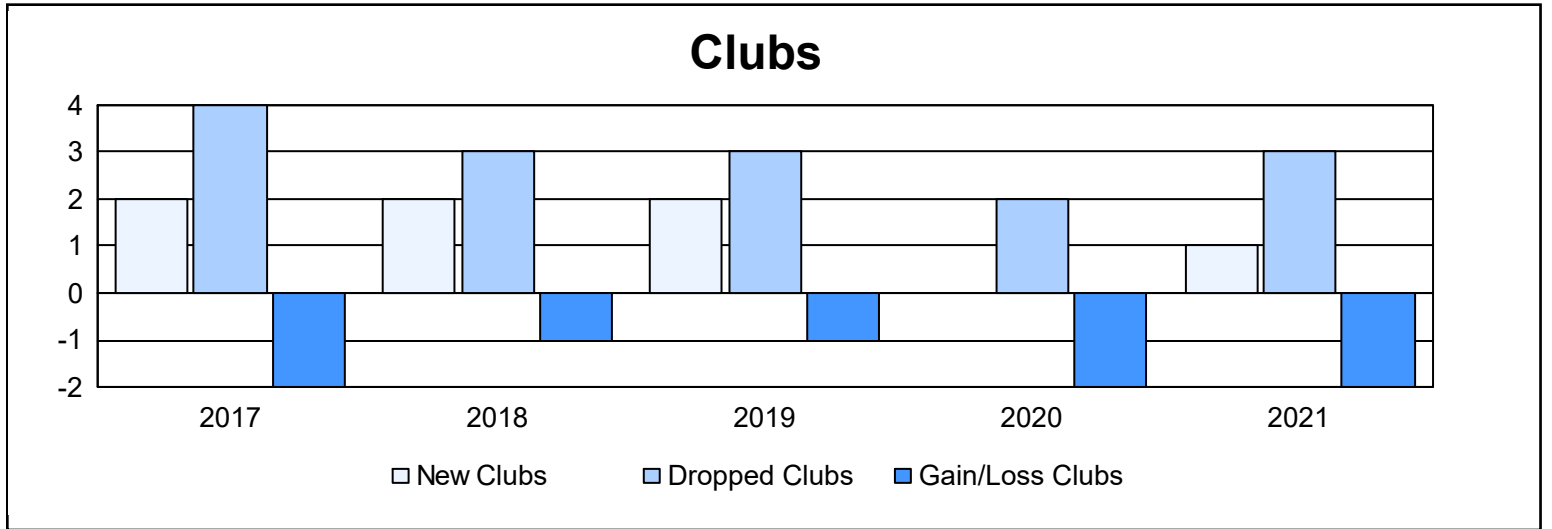
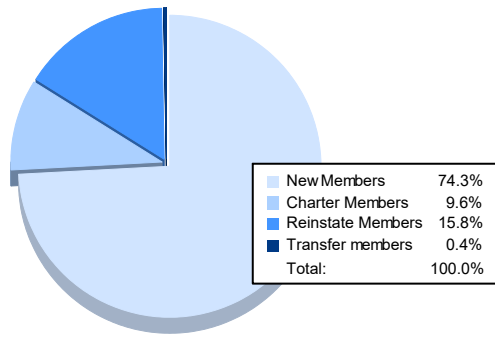


Year	New Clubs	Dropped Clubs	Gain/ Loss Clubs	New Members	Charter Members	Reinstate Members	Transfer Members	Total Member Added	Total Members Dropped	Gain/ Loss Members
2016-2017	2	4	-2	367	56	30	10	463	379	84
2017-2018	2	3	-1	308	66	16	7	397	381	16
2018-2019	2	3	-1	247	54	21	7	329	367	-38
2019-2020	0	2	-2	199	4	18	2	223	202	21
2020-2021	1	3	-2	202	26	43	1	272	341	-69
<b>Average</b>	<b>1</b>	<b>3</b>	<b>-2</b>	<b>265</b>	<b>41</b>	<b>26</b>	<b>5</b>	<b>337</b>	<b>334</b>	<b>3</b>



### Membership Composition June 2021 Cumulative



### Gender Composition June 2021 Cumulative

